

BVG-Mix 25 Plus

Tranche: I

Date per 30.04.2026

Investment strategy

Investment strategy: The BVG-Mix 25 Plus investment group makes broadly diversified investments in the global financial markets. It primarily invests in CHF bonds, equities and Swiss real estate. With a strategic equity allocation of 25% and a maximum weighting of 35%, the product has a balanced structure. Depending on the prevailing economic situation as well as the assessment of the interest rate, equity market and exchange rate environments, controlled deviations from the investment strategy are undertaken within the permitted ranges.

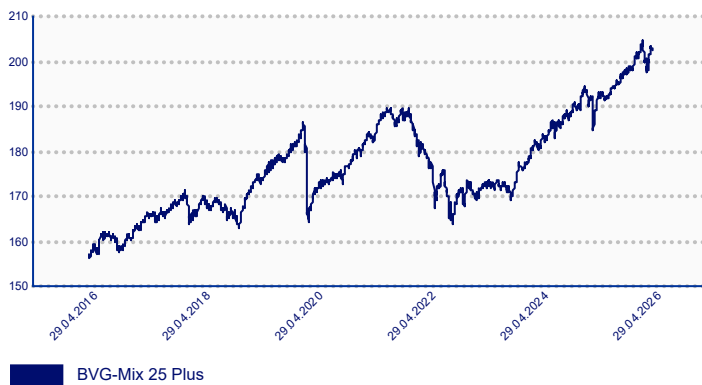
Please consult the fund prospectus and the key investor information and/or the key information document before making a final investment decision.

Benchmark in accordance with investment guidelines: The benchmark of the investment group is a customized benchmark, consisting of:

15% Equities Switzerland, 10% Equities World, 17% Real Estate Switzerland, 10% Bonds Foreign Currencies CHF (hedged), 5% Bonds Foreign Currencies CHF, 40% Bonds CHF and Swiss mortgages, 3% Alternative Assets CHF and infrastructure investments

Indexed performance

Past performance is not a reliable indicator of future results.



Fund information

Asset Manager:	Baloise Asset Management AG
Custodian:	UBS Switzerland AG, Zürich
Auditor:	Ernst & Young AG, Basel
Domicile:	Switzerland
Launch date:	01.01.2003
Currency:	CHF
Trading Deadline:	12:00
Valor no.:	1307354
Bloomberg:	BAPBVM2 SW
ISIN:	CH0013073546
Investment group assets:	185'626'107
Tranche Assets:	128'765'081
Net asset value per share (NAV):	1'907.53
Income Distribution:	Accumulating
TER:	0.53%

Net Performance	Investment group	Benchmark
Monthly performance	1.80%	1.52%
YTD	1.55%	1.17%
5 years (ann.)	2.05%	1.81%
Since inception (ann.)	3.05%	2.18%
2025	4.92%	4.62%
2024	7.73%	7.54%
2023	5.17%	6.07%
2022	-11.17%	-12.29%
2021	5.78%	4.84%

Risk indicators	Investment group	Benchmark
Maximum Drawdown	18.74%	25.06%
Volatility (3 years)	3.57%	3.49%
Sharpe Ratio (3 years)	1.01	0.99
Tracking Error (3 years)		0.63%

Top 10 Positions

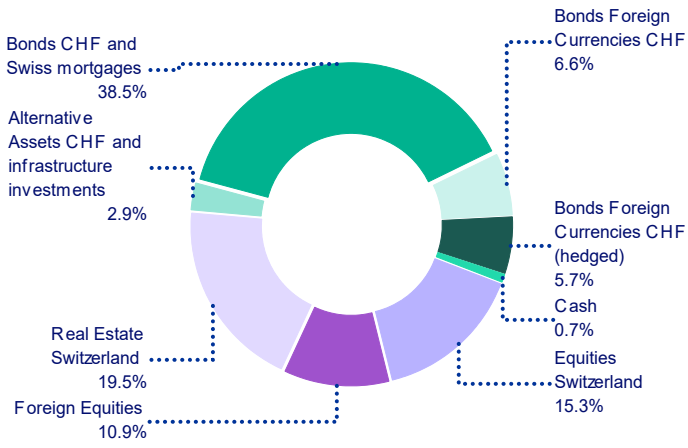
SF Property Securities Fund	Fund	CHF	Switzerland	CH0271282300	4.6%
UBS CH Index Fund 2 - Bonds Global ex CHF Aggregate	Fund	CHF	Global (Fund)	CH0034011509	3.3%
Vanguard Emerging Markets Stock Index Fund/Ireland	Fund	USD	Global (Fund)	IE00BFPM9H50	2.7%
Baloise Swiss Property Fund	Fund	CHF	Switzerland	CH0414551033	2.5%
Swisscanto LU Bond Fund Committed Emerging Markets Opportunities	Fund	USD	Global (Fund)	LU2108482311	2.4%
Roche Holding AG	Equity	CHF	Switzerland	CH1499059983	2.0%
SFP AST Swiss Real Estate	Fund	CHF	Switzerland	CH0437532747	2.0%
Ecoreal SuisseSelect	Fund	CHF	Switzerland	CH0181111045	2.0%
Novartis AG	Equity	CHF	Switzerland	CH0012005267	2.0%
Swisscanto AST Hypotheken Responsible Schweiz	Fund	CHF	Switzerland	CH0337526906	1.9%

BVG-Mix 25 Plus

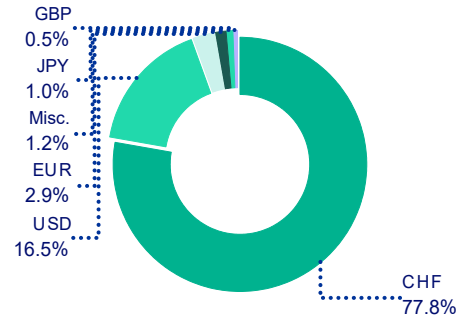
Tranche: I

Date per 30.04.2026

Breakdown by asset class



Breakdown by currency



BVG-Mix 25 Plus

Tranche: I

Date per 30.04.2026

Investment risks

Please consult the fund prospectus for full information on investment risks. The following risks, in particular, could influence the sub-fund and lead to fluctuations or losses in value:

General investment risks: The value of investments is based on the relevant market value. Asset value can fluctuate considerably depending on the overall stock market trend and the performance of the securities held by a fund. There is no guarantee that the fund investment objective will be met or that investors will receive all of the capital they invested back, achieve a specific return or be able to give their units back to the fund management company at a certain price. Past performance is not an indicator of future investment results.

Market risk: Market risk is a general risk associated with all investments. Deteriorating market conditions or general uncertainty surrounding the economic markets may trigger a decline in the market value of existing or potential investments or result in investments being less liquid. These declines in value or illiquidity could result in losses and fewer investment opportunities for a fund. Market risks can be created, in particular, by political uncertainty, currency export restrictions and changes in legislation and overall fiscal conditions.

Currency risk: A currency risk exists when the fund invests in assets that are denominated in a foreign currency. Any devaluation of the foreign currency against the base currency of the fund leads to a fall in value of the assets denominated in the foreign currency.

Derivatives risk: The use of derivatives increases the likelihood of losses due to leverage. Derivatives enable investors to achieve high returns on small price movements of the underlying instrument. However, investors can also suffer large losses if the price of the underlying instrument changes significantly to their disadvantage.

Emerging market risk: Investments in emerging markets are associated with different and/or higher risks than investments in securities from industrialised countries. In emerging markets, the legal, judicial and regulatory infrastructure is still being developed, creating considerable legal uncertainty for local market participants and their counterparties. These markets also tend to be small cap markets that can be volatile and illiquid.

Definitions

Maximum drawdown: Maximum drawdown: Risk indicator reflecting the maximum loss an investor could have suffered with a certain investment to date. It measures the greatest loss from a previous peak of the equity curve to the lowest subsequent trough.

Volatility: Volatility refers to the extent and frequency of fluctuations in the price of securities, commodities, financial derivatives, etc. over a certain period. It is measured as the deviation from the mean value of price changes in that period.

Equity exposure: Equity exposure is the risk of fluctuation and loss in value that the investor is exposed to as a result of negative changes in the equity value of the part of the portfolio that is invested directly or indirectly in equities.

Sharpe ratio: Sharpe ratio: Indicator of risk-adjusted return, reflecting the profitability of an investment relative to its volatility. An investment with a higher Sharpe ratio will deliver a higher return per unit of risk.

Total expense ratio (TER): The total expense ratio (TER) measures the total costs associated with managing and operating an investment fund. These costs consist first and foremost of management fees and additional expenses, such as trading fees, fees for legal advice, audit fees and other operating costs. The total costs of the fund are divided by the total fund assets to arrive at a percentage amount, which corresponds to the TER.

Future (futures contract): A future (futures contract) is a binding agreement between two parties to trade an asset on a futures exchange at a predefined price and on predefined terms on a specific date in the future. The loss/profit from the futures position generated in the process is offset daily on a "mark-to-market" basis.

BVG-Mix 25 Plus

Tranche: I

Date per 30.04.2026

Important legal information

Tranches I and R of this investment group are liable to one another for any liabilities. This document is for information purposes only and does not constitute an offer or an invitation to buy or sell investment group rights, nor is it to be regarded as an invitation to submit an offer for the conclusion of a contract for an investment service or ancillary service. Performance figures are historical values and are not an indicator of future trends. The performance shown does not include any commission and costs incurred through the subscription or redemption of shares. Commission and costs negatively impact performance. All investments involve risks, particularly of fluctuations in value and return. Despite due care, incomplete or incorrect data could be presented. No liability is assumed for the accuracy, completeness or up-to-dateness of the information contained in this document. Pension funds and tax-exempt institutions domiciled in Switzerland whose purpose is to provide occupational pensions may be affiliated with the Foundation; in addition persons who manage collective investment schemes of the aforementioned institutions and are regulated by the Swiss Financial Market Supervisory Authority and exclusively invest funds for these institutions with the Foundation may also be affiliated. Rights in investment groups of Baloise Investment Foundation for Pension Funds may not be offered or sold outside Switzerland. Articles of association and regulations, investment guidelines, fee schedule and annual and half-year reports can be requested free of charge from Baloise Investment Foundation for Pension Funds, Aeschengraben 21, CH-4002 Basel.

«SIX Index AG» is the source of the Swiss Performance Index and the data contained therein. SIX Index AG has not been involved in any way in the preparation of the information contained in this report. SIX Index AG does not provide any guarantee and excludes any liability whatsoever (arising from both negligence and from other conduct) in relation to the information contained in this report - including for its accuracy, adequacy, correctness, completeness, timeliness and suitability for any purpose - and with respect to errors, omissions or gaps in the SIX Index AG or its data. Any dissemination or transmission of the information provided by SIX Index AG is prohibited."